

Music - Ukulele



Curriculum Links:

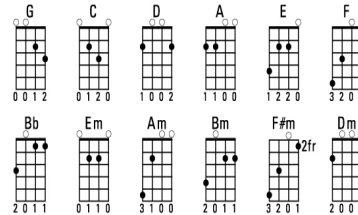
- Play and perform in solo and ensemble contexts, using their voices and playing musical instruments with increasing accuracy, fluency, control and expression
- Improvise and compose music for a range of purposes using the inter-related dimensions of music
- Listen with attention to detail and recall sounds with increasing aural memory Use and understand staff and other musical notations

Key Facts:





- A semibreve lasts for 4 beats
- There are different types of rest in music—each type represents the number of beats to be silent for eg: crotchet, quaver and minim rest
- The chords D Major, D Minor, A major and E minor are played like this on a ukulele

Key Skills:

- **Composition** Use melody and chords in their composition
- Use notation to record groups of pitches (chords)
- Choose the most appropriate tempo for their composition
- Recognise that different forms of notation serve different purposes
- **Performing**—Be able to play the chords D major and minor, A major and E minor clearly and with control on the ukulele
- Perform a simple piece of music rhythmically and as a solo (on their own)
- Sing and use their understanding of meaning to add expression
- Perform parts from memory
- Perform a piece of music that has 2 or more distinct melodic or rhythmic parts
- Sing songs from memory with expression and accurate pitch
- Work with a partner to create and perform a piece using more than one instrument



Key Vocabulary

Bar	The way music is divided up
Chords	Chords are a group of multiple notes (also called "pitches") that are heard as if sounding simultaneously.
Crotchet rest	A one beat rest 
Major	Music played in a key that sounds upbeat
Melody	The melody is the tune or singing line in music
Minim rest	A 2 beat rest 
Minor	Music played in a key with a sad sound
Semi breve	A four beat note 
Quaver rest	Half a beat rest 

Possible experiences:

- Participate in the Young Voices Concert
- Present a concert to parents
- Compose songs for the end of term production

We should already know:

- How to play the chords C, A Minor, F and G
- Compose music using crotchet, quaver and minim notes
- How to use dynamics in our composition.